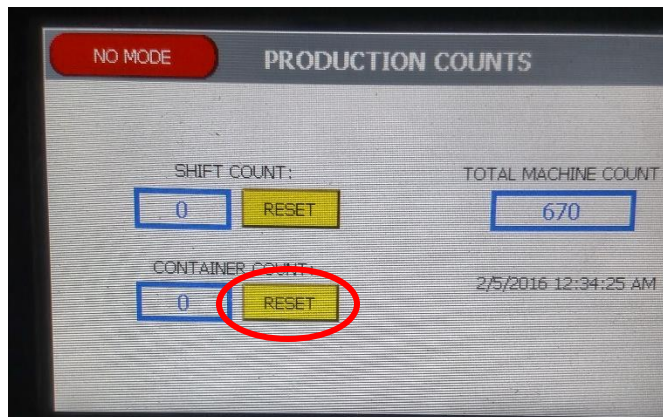
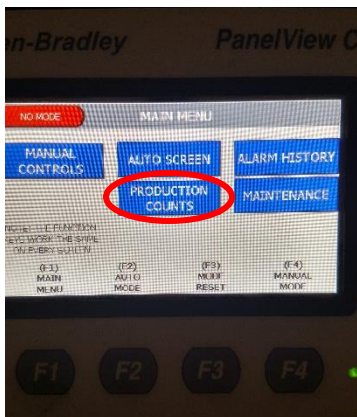


## Iridium Manufacturing

### SWI-017 Secondary Container Count Reset & Turn Off

#### Rev. A

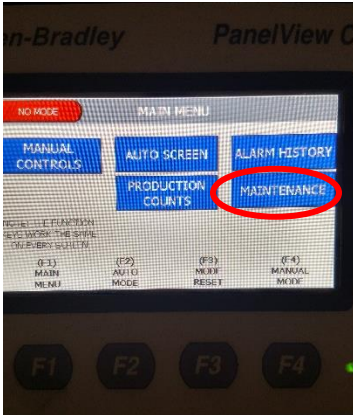
1. When running a secondary machine built by Iridium Manufacturing, there is a built in feature called Container or Bin Count that will track the number of finished pieces per box, that can be turned on or off depending on the desire of the operator
2. When turned on the machine will notify operator when a certain piece count is met per box.
  - a. This notification appears with a “fault reset” option, but this only clears the message it does not reset the container count.
3. To reset the container count do the following:
  - a. From the main screen press “Production Counts” on the Production Counts screen, press the yellow reset button next to container count.



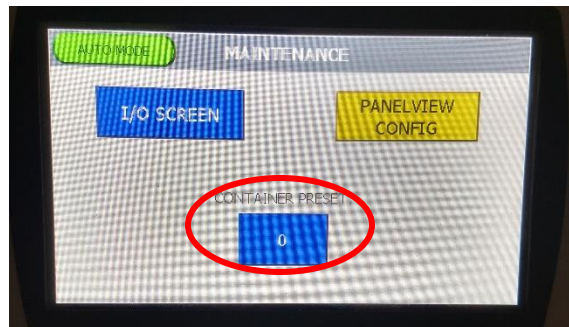
4. After the container count has been reset to zero, a fresh part must be loaded. The PLC will look to see confirmation of movement across all switches

If the operator chooses to turn off container count, for uninterrupted run time, follow this procedure to turn off the feature:

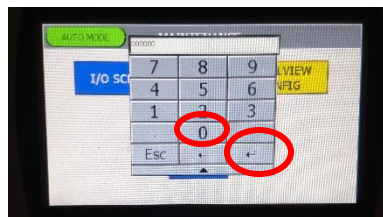
1. From the Main Menu push the “Maintenance” button



2. From the maintenance screen, push the number on the “Container Preset” box



3. Pressing the container preset box will open up a keypad. Press “0” and then press “Enter” Key



4. Confirm that the container preset field reads zero, verify container count in the production count menu is reset to zero, and then press F1 to return to the main screen.
5. Container count is now off and will not interrupt production.